

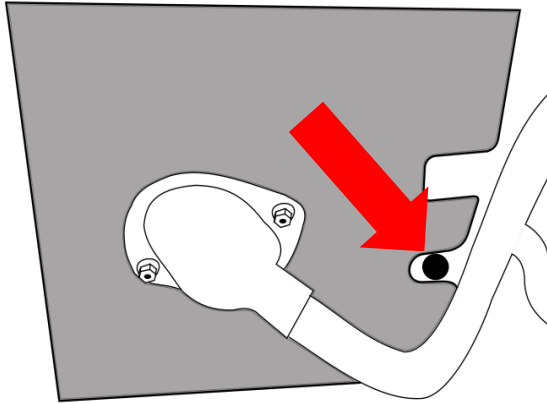
THE POWER OF

REDARC[®]

Fitting TPWKIT-013 to a Mitsubishi Pajero

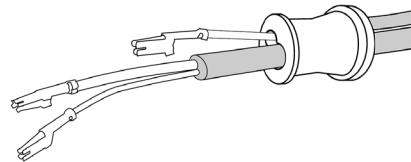
Check the REDARC website for switch inserts matching your vehicle (replace unused switch blank). Longer remote head cables are also available.

Entry Point

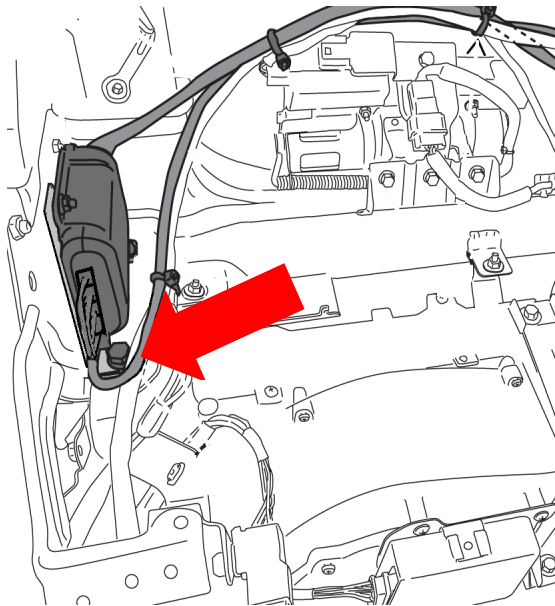


Locate and remove the unused small grommet outboard of the main grommet - passenger side.

Feed both the single core BLACK and twin-core RED/BLUE cables through the supplied 16mm grommet as indicated below

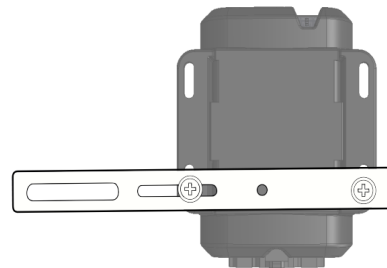


Main Unit Mounting



Fix the Main Unit bracket as indicated below.

Bend and secure to existing vehicle mounting indicated left - looking to area left of removed glovebox.



TECH TIP

Copyright 2020 REDARC Electronics Pty Ltd. All Rights Reserved