

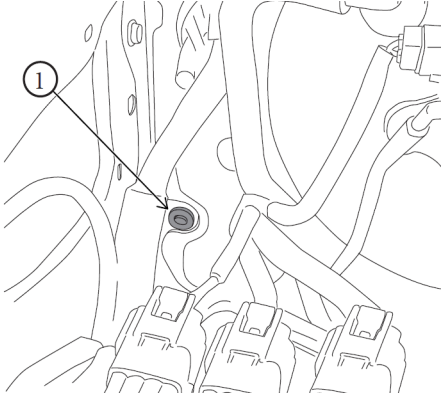
THE POWER OF

REDARC[®]

Fitting TPWKIT-014 to Landcruiser 70 Series

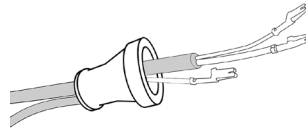
Check the REDARC website for switch inserts matching your vehicle (replace unused switch blank). Longer remote head cables are also available.

Entry Point

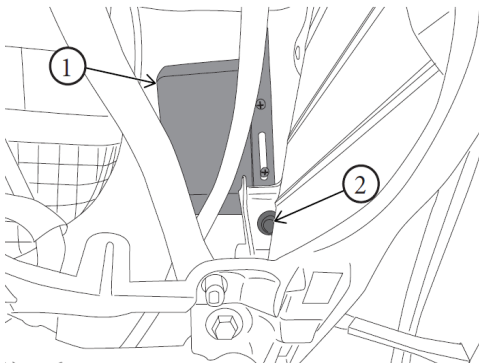


Locate unused grommet in front of driver - otherwise use nipple on main grommet Drivers Side.

Use supplied 16mm grommet - feed both single-core BLACK and twin-core RED/BLUE through (as indicated below) and feed through.

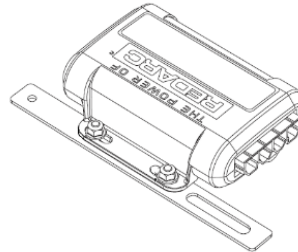


Main Unit Mounting



Fit Main Unit bracket as indicated below.

Using supplied M6 nut, secure to vehicle fixing indicated (looking through speaker location - after removal - in front of driver- right hand side of steering).



TECH TIP

Copyright 2020 REDARC Electronics Pty Ltd. All Rights Reserved